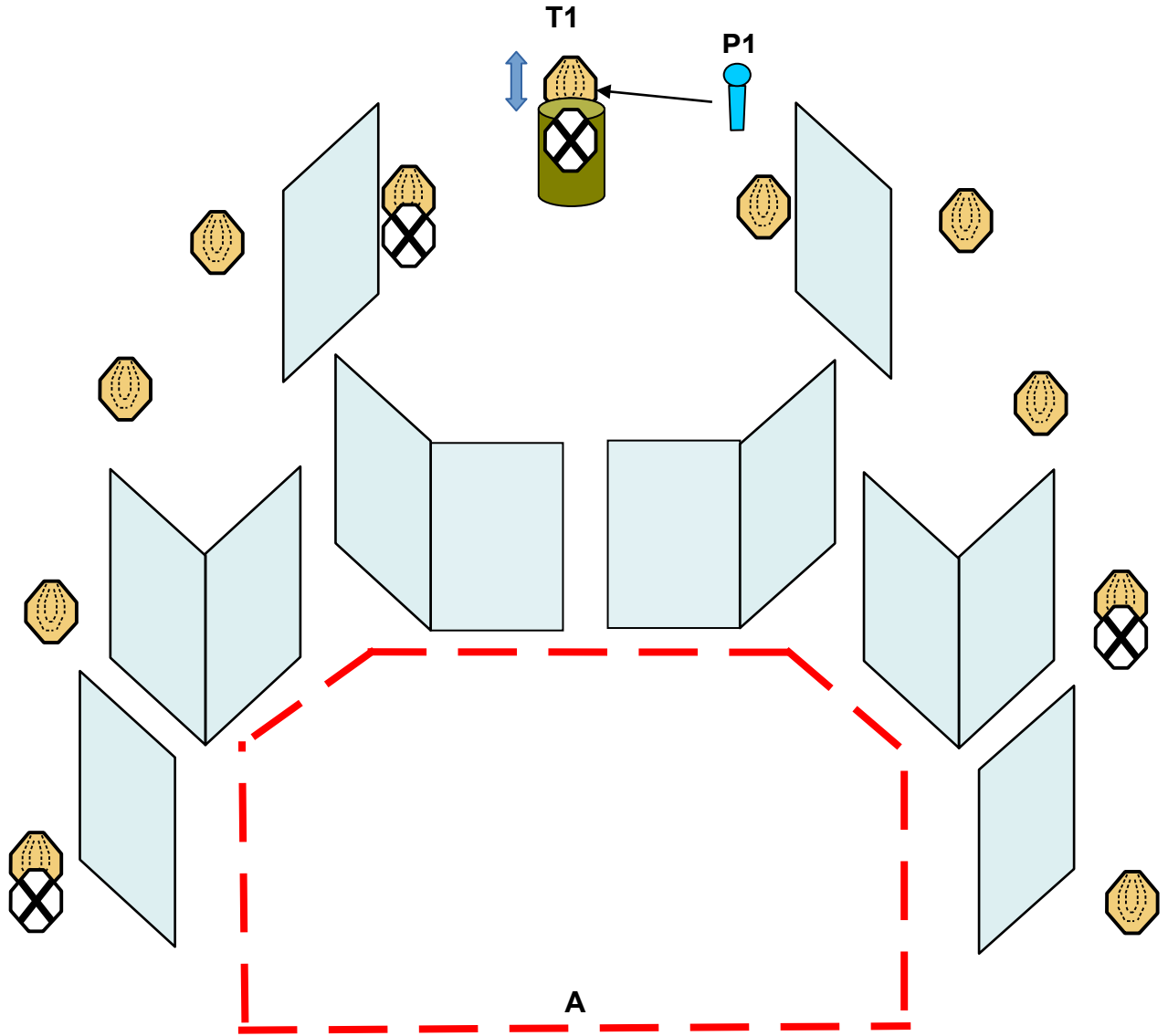


STAGE 4



STAGE: 4

COURSE: Medium Course.

TARGETS: IPSC Targets 11, IPSC Popper 1, No-Shoots 4.

MINIMUM NUMBER OF ROUNDS: 23.

MAXIMUM POINTS: 115.

START POSITION: Standing at A.

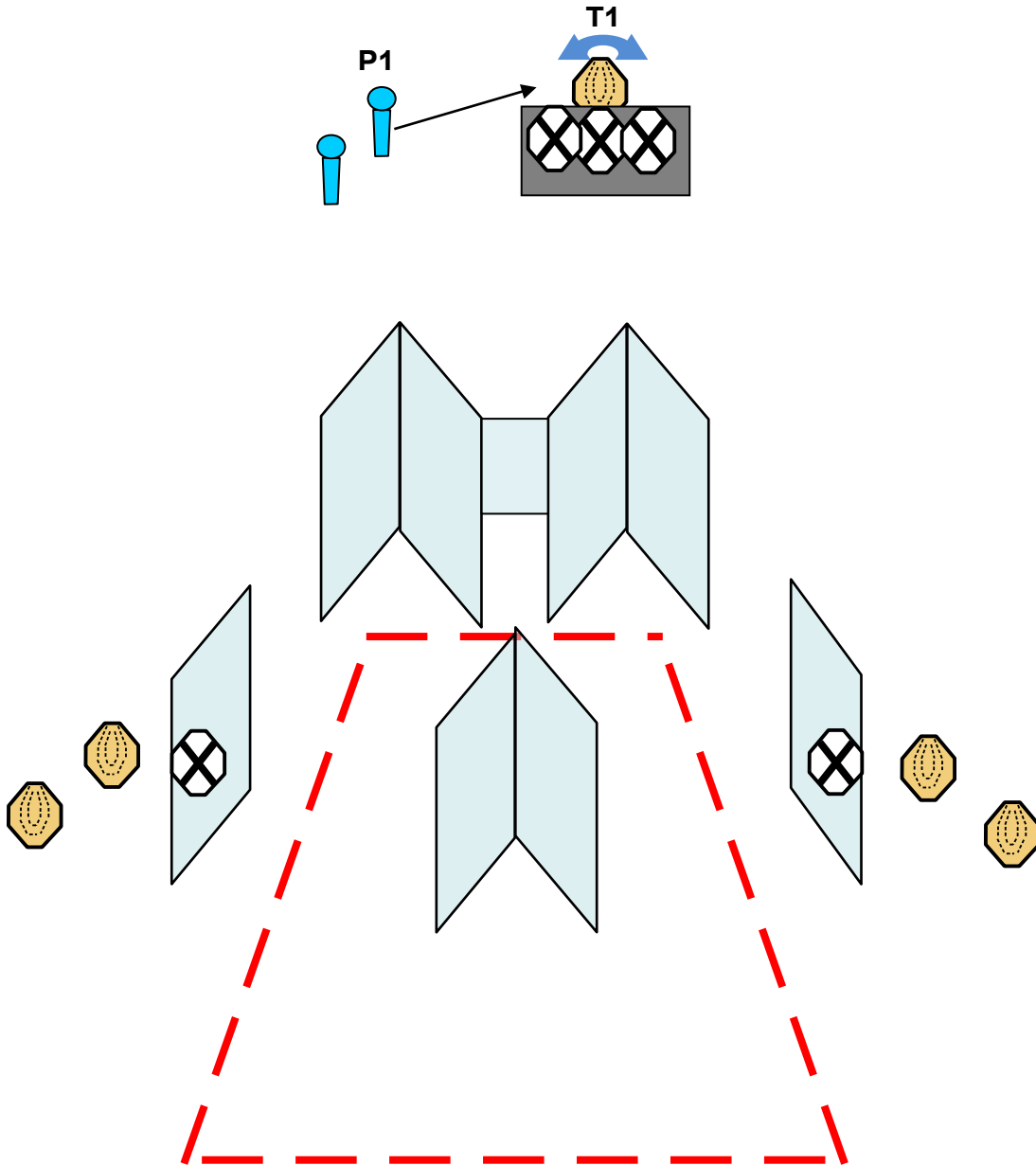
FIREARMS READY CONDITION: Unloaded (Option 3): Chamber and magwell empty.

TIME START: Audible signal.

PROCEDURE: After start signal engage all targets.

SPECIAL EQUIPMENT: Popper P1 activates Up-Down moving target T1 which remain visible at rest.

STAGE 7



STAGE: 7

COURSE: Short course.

TARGETS: IPSC Targets 5, IPSC Poppers 2, No-Shoots 5.

MINIMUM NUMBER OF ROUNDS: 12.

MAXIMUM POINTS: 60.

START POSITION: Standing anywhere in the designated area.

FIREARMS READY CONDITION: Loaded (Option 1).

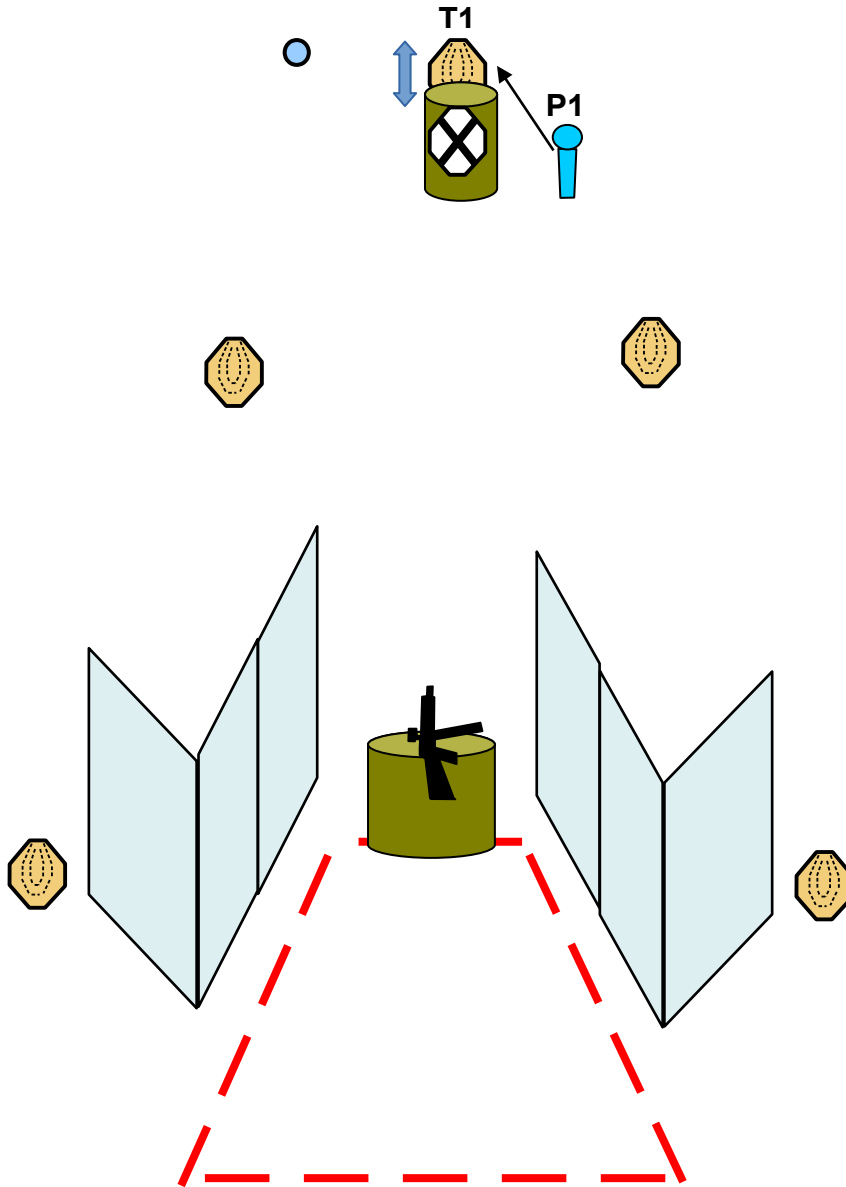
TIME START: Audible signal.

PROCEDURE: After start signal engage all targets.

SPECIAL EQUIPMENT: Popper P1 activates Swinger T1 which remains visible at rest.

ALSA PRO PCC 2020

STAGE 8



STAGE: 8

COURSE: Short course.

TARGETS: IPSC Targets 5, IPSC Popper 1, IPSC Plates 1, No-Shoots 1.

MINIMUM NUMBER OF ROUNDS: 12.

MAXIMUM POINTS: 60.

START POSITION: Standing anywhere in the designated area.

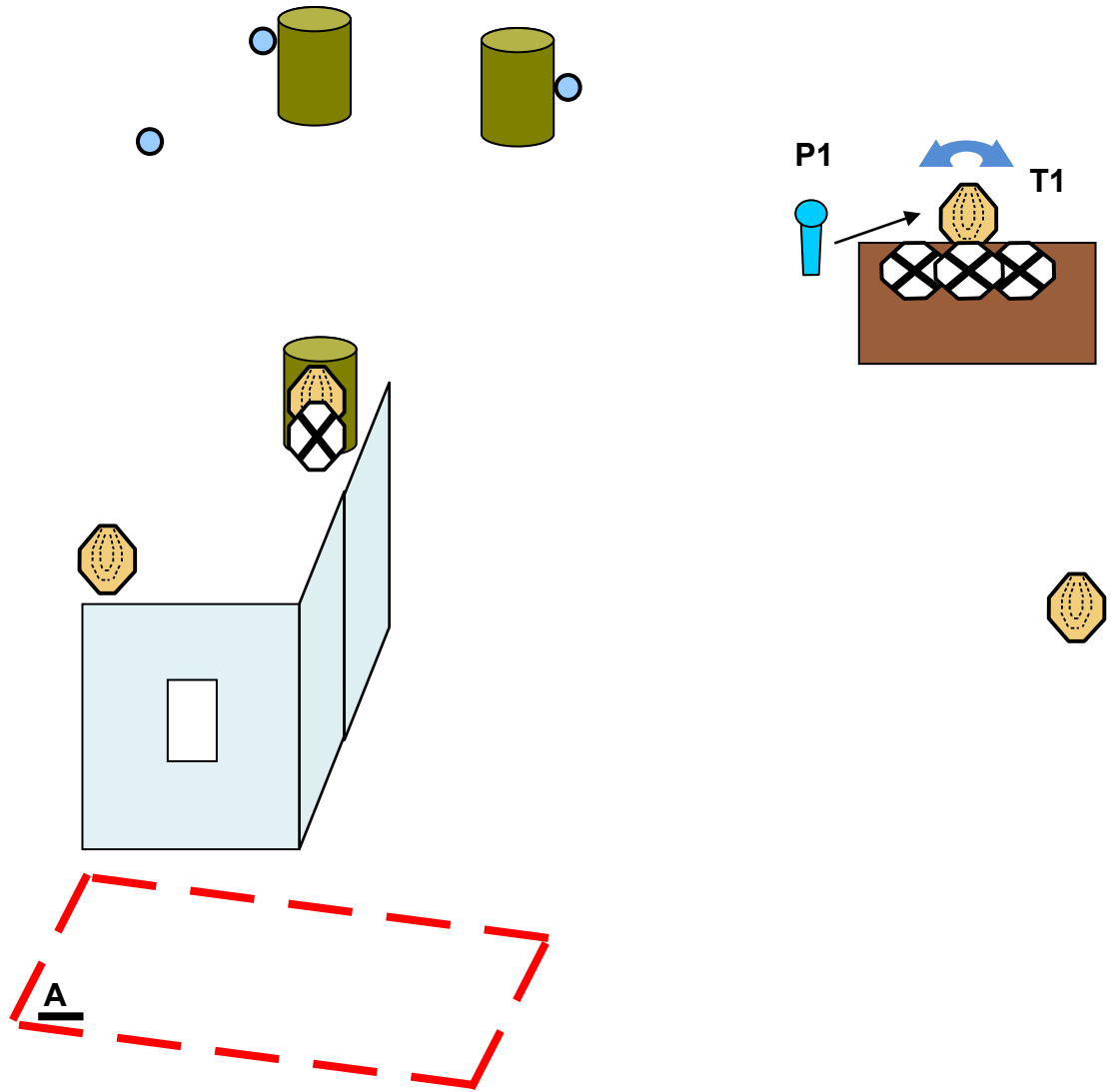
FIREARMS READY CONDITION: Loaded (Option 1), flat on the table.

TIME START: Audible signal.

PROCEDURE: After start signal engage all targets.

SPECIAL EQUIPMENT: Popper P1 activates Up-Down moving target T1 which remain visible at rest.

STAGE 9



STAGE: 9

COURSE: Short course.

TARGETS: IPSC Targets 4, IPSC Popper 1, PSC Plates 3, No-Shoots 4.

MINIMUM NUMBER OF ROUNDS: 12.

MAXIMUM POINTS: 60.

START POSITION: Standing at A.

FIREARMS READY CONDITION: Loaded (Option 1).

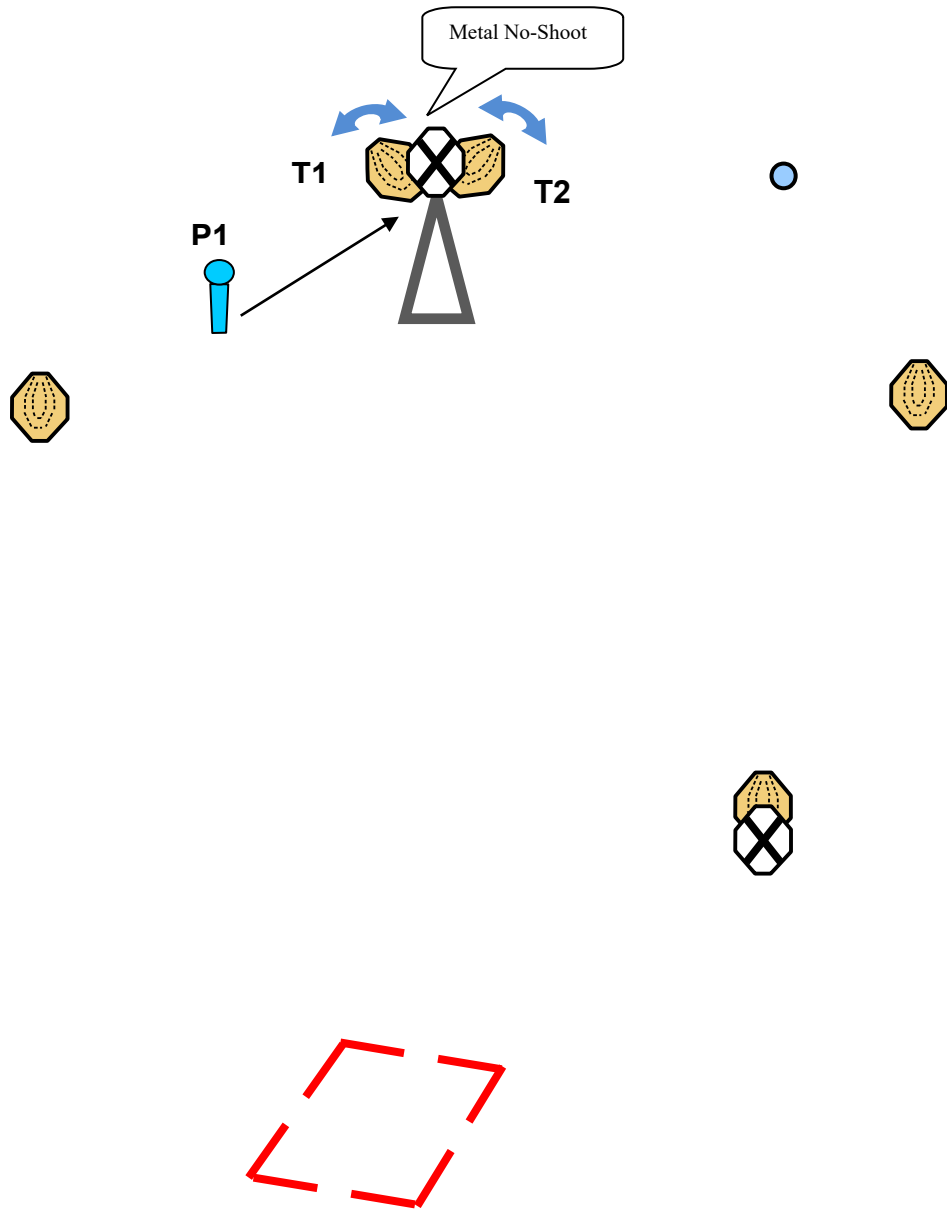
TIME START: Audible signal.

PROCEDURE: After start signal engage all targets.

SPECIAL EQUIPMENT: Popper P1 activates Swinger T1 which remains visible at rest.

ALSA PRO PCC 2020

STAGE 10



STAGE: 10

COURSE: **Short course.**

TARGETS: IPSC Targets 5, IPSC Popper 1, IPSC Plates 1, No-Shoots 2.

MINIMUM NUMBER OF ROUNDS: 12.

MAXIMUM POINTS: 60.

START POSITION: Standing anywhere in the designated area.

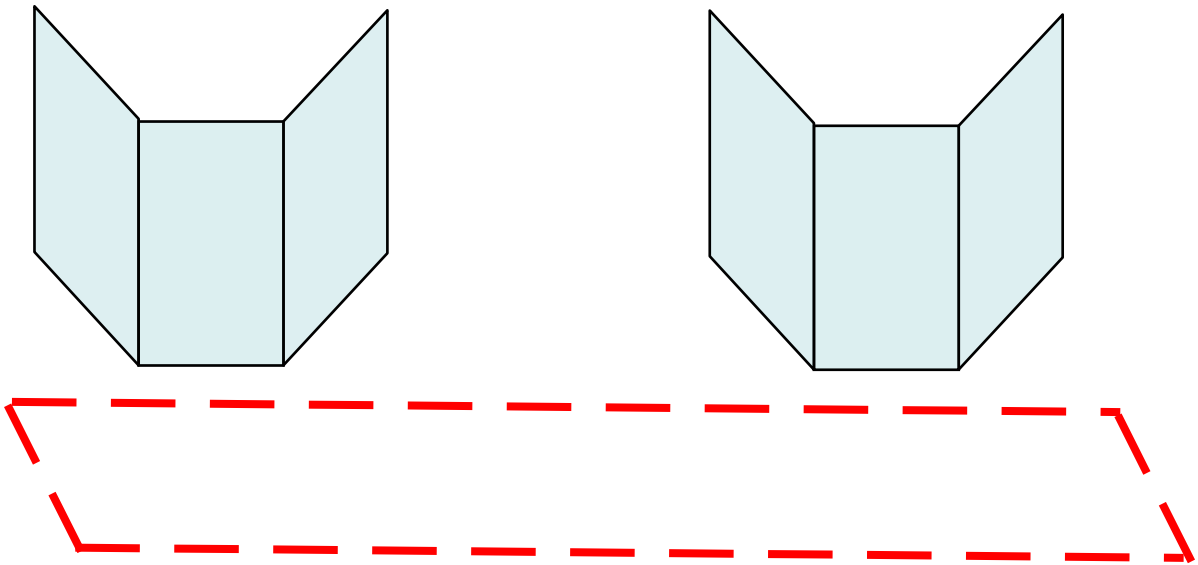

FIREARMS READY CONDITION: Loaded (Option 1).

TIME START: Audible signal.

PROCEDURE: After start signal engage all targets.

SPECIAL EQUIPMENT: **Popper P1 activates Swinger T1-T2 which remains visible at rest.**

STAGE 11



STAGE: 11

COURSE: Short course.

TARGETS: IPSC Targets 5, IPSC Popper 1, IPSC Plates 1, No-Shoots 1.

MINIMUM NUMBER OF ROUNDS: 12.

MAXIMUM POINTS: 60.

START POSITION: Standing anywhere in the designated area.

FIREARMS READY CONDITION: Loaded (Option 1).

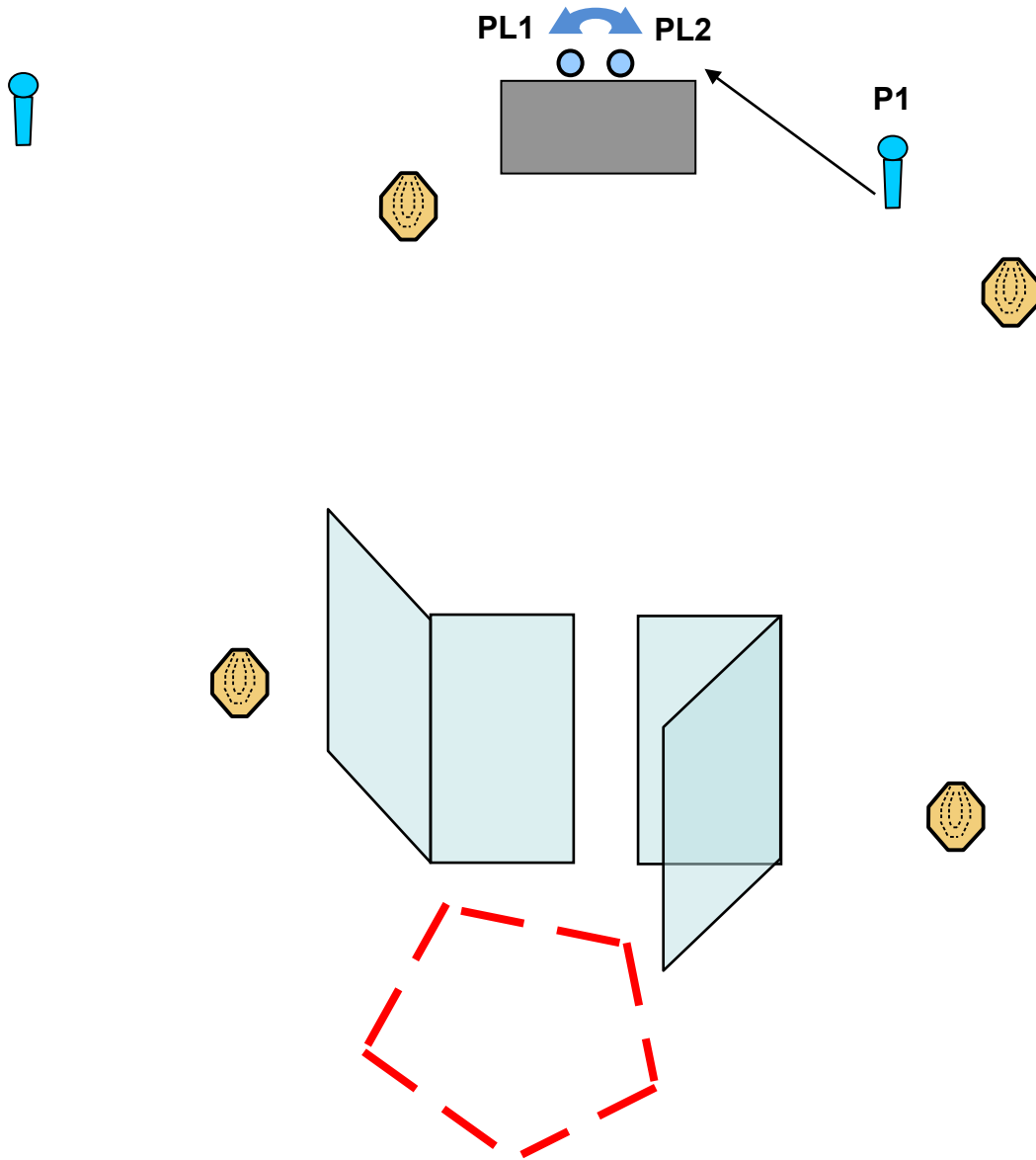
TIME START: Audible signal.

PROCEDURE: After start signal engage all targets.

SPECIAL EQUIPMENT: Popper P1 activates flipping targets T1-T2.

ALSA PRO PCC 2020

STAGE 12



STAGE: 12

COURSE: Short course.

TARGETS: IPSC MINI Targets 4, IPSC Popper 2, IPSC Plates 2.

MINIMUM NUMBER OF ROUNDS: 12.

MAXIMUM POINTS: 60.

START POSITION: Standing anywhere in the designated area.

FIREARMS READY CONDITION: Loaded (Option 1).

TIME START: Audible signal.

PROCEDURE: After start signal engage all targets.

SPECIAL EQUIPMENT: Popper P1 activates Swinging plates PL1-PL2 which remains visible at rest.

ALSA PRO PCC 2020

Summary:

Long course – 2

Medium course – 4

Short course – 6

IPSC Targets – 94

IPSC Poppers – 14

IPSC Plates – 21

No-Shoots – 32

Minimum Rounds – 223

Maximum points – 1115