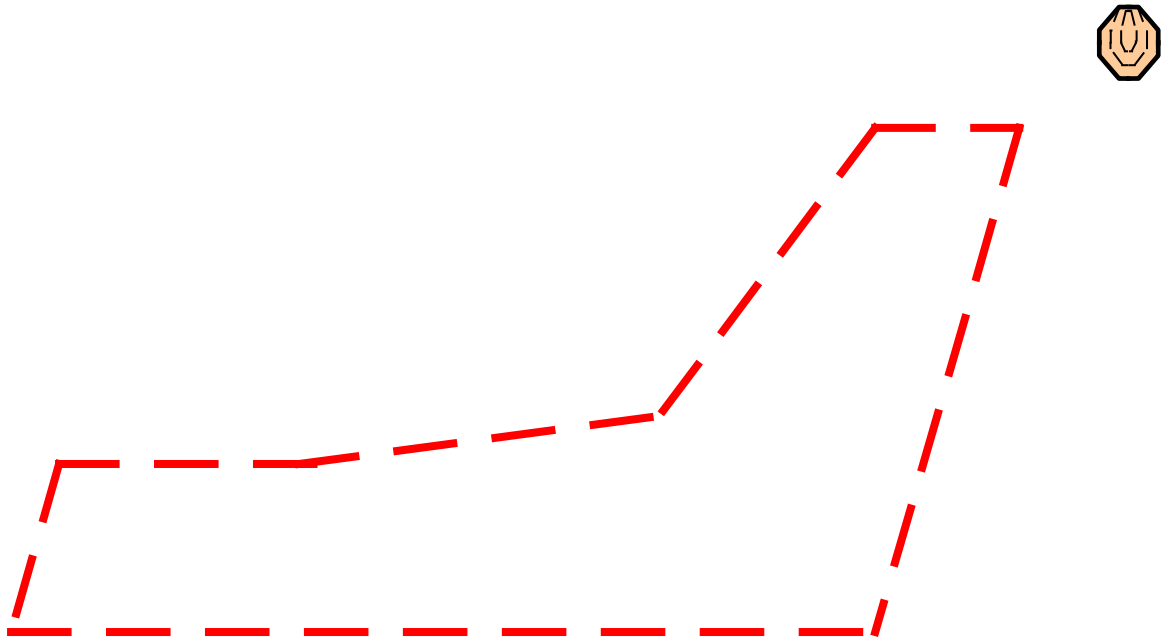
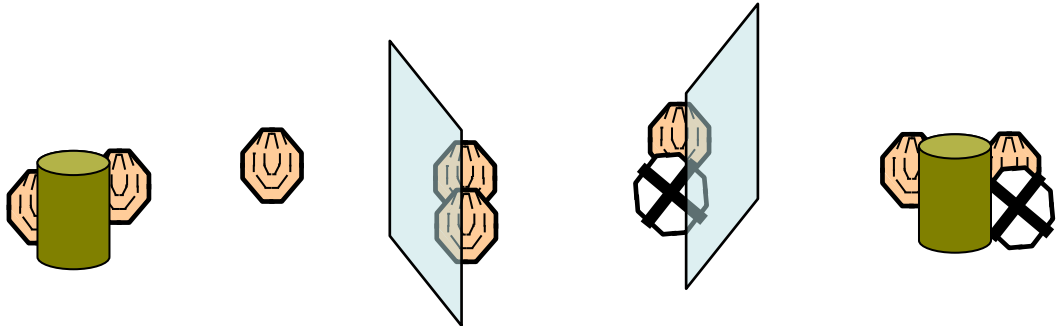


2019 Shooting Academy Rifle 2

STAGE 1



STAGE: 1

COURSE: **Medium Course.**

TARGETS: IPSC Mini Targets 9, No-Shoots 2.

ROUNDS TO BE SCORED: 18.

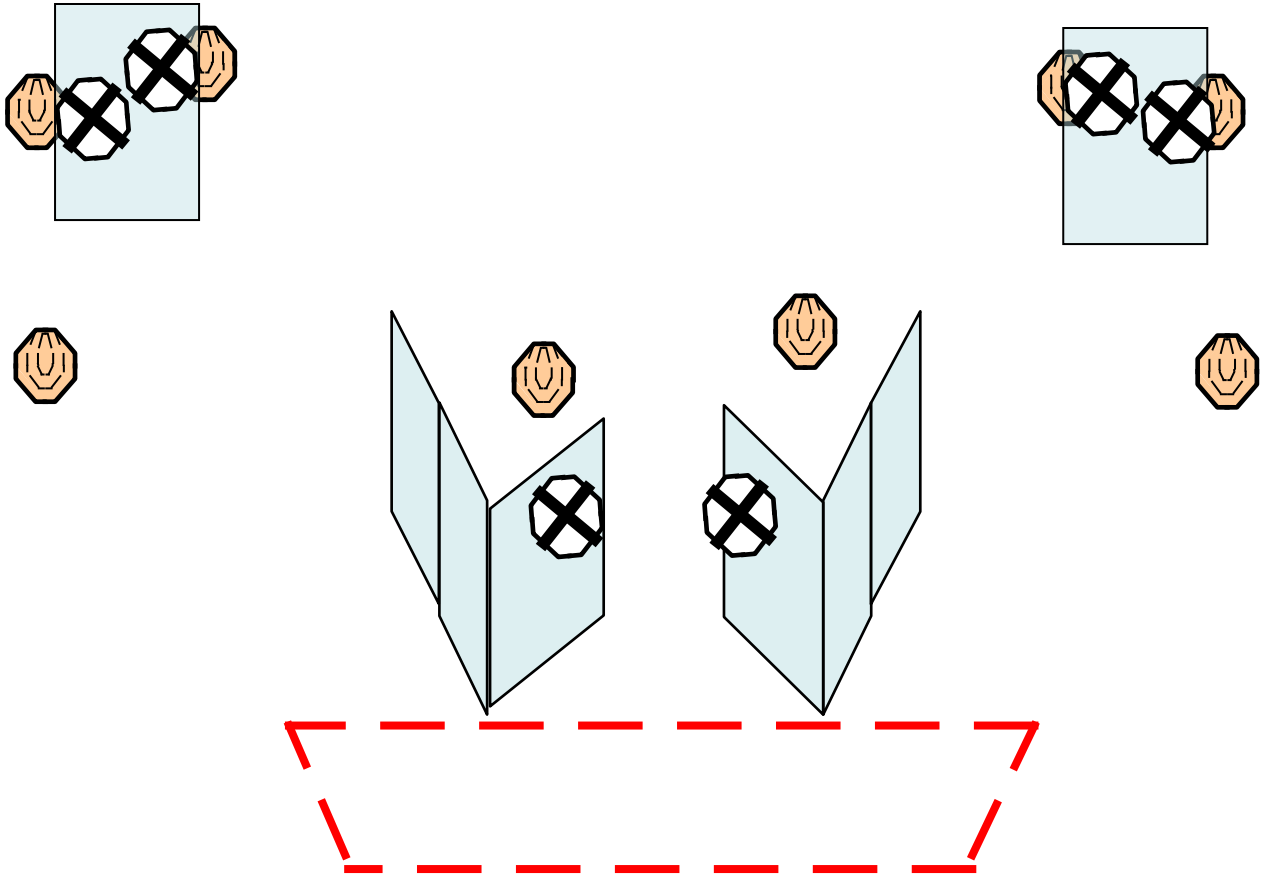
MAXIMUM POINTS: 90.

START POSITION: Standing anywhere in the designated area.

TIME START: Audible signal.

PROCEDURE: After start signal engage all targets.

STAGE 2



STAGE: 2

COURSE: **Medium Course.**

TARGETS: IPSC Mini Targets 8, No-Shoots 6.

ROUNDS TO BE SCORED: 16.



MAXIMUM POINTS: 80.

START POSITION: Standing anywhere in the designated area.

TIME START: Audible signal.

PROCEDURE: After start signal engage all targets.

STAGE 3



STAGE: 3

COURSE: **Medium Course.**

TARGETS: IPSC Mini Targets 10, No-Shoots 4.

ROUNDS TO BE SCORED: 20.


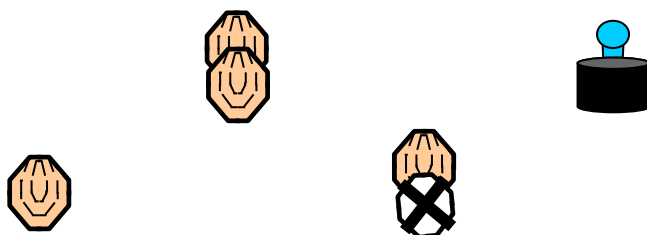
MAXIMUM POINTS: 100.

START POSITION: Standing anywhere in the designated area.

TIME START: Audible signal.

PROCEDURE: After start signal engage all targets.

STAGE 4



STAGE: 4

COURSE: **Short Course.**

TARGETS: IPSC Targets 4, IPSC Popper 1, No-Shoots 1.

ROUNDS TO BE SCORED: 9.


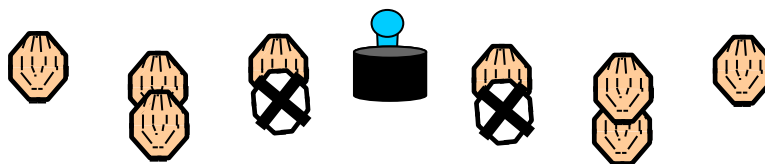
MAXIMUM POINTS: 55.

START POSITION: Standing anywhere in the designated area.

TIME START: Audible signal.

PROCEDURE: After start signal engage all targets.

STAGE 5



STAGE: 5

COURSE: **Short Course.**

TARGETS: IPSC Targets 8, IPSC Popper 1, No-Shoots 2.

ROUNDS TO BE SCORED: 9.

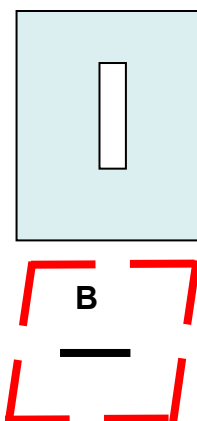
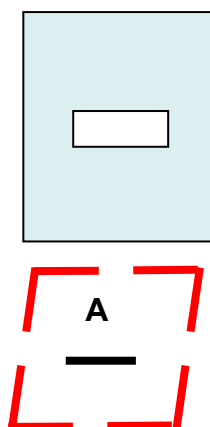
MAXIMUM POINTS: 45.

START POSITION: Standing anywhere in the designated area.

TIME START: Audible signal.

PROCEDURE: After start signal engage all targets.

STAGE 6



STAGE: 6

COURSE: **Medium Course.**

TARGETS: IPSC Mini Targets 8, No-Shoots 2.

ROUNDS TO BE SCORED: 16.

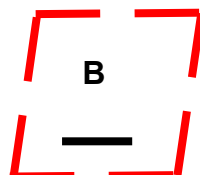
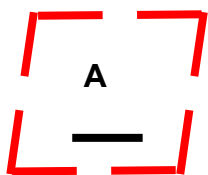
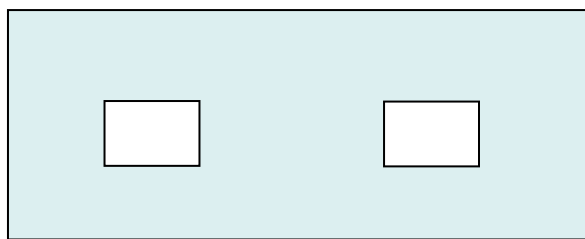

MAX POINTS: 80.

START POSITION: Standing **at A or B**, facing down range.

TIME START: Audible signal.

PROCEDURE: After start signal engage all targets shooting **through the windows only.**

STAGE 7



STAGE: 7

COURSE: **Medium Course.**

TARGETS: IPSC Mini Targets 6, No-Shoots 2.

ROUNDS TO BE SCORED: 12.

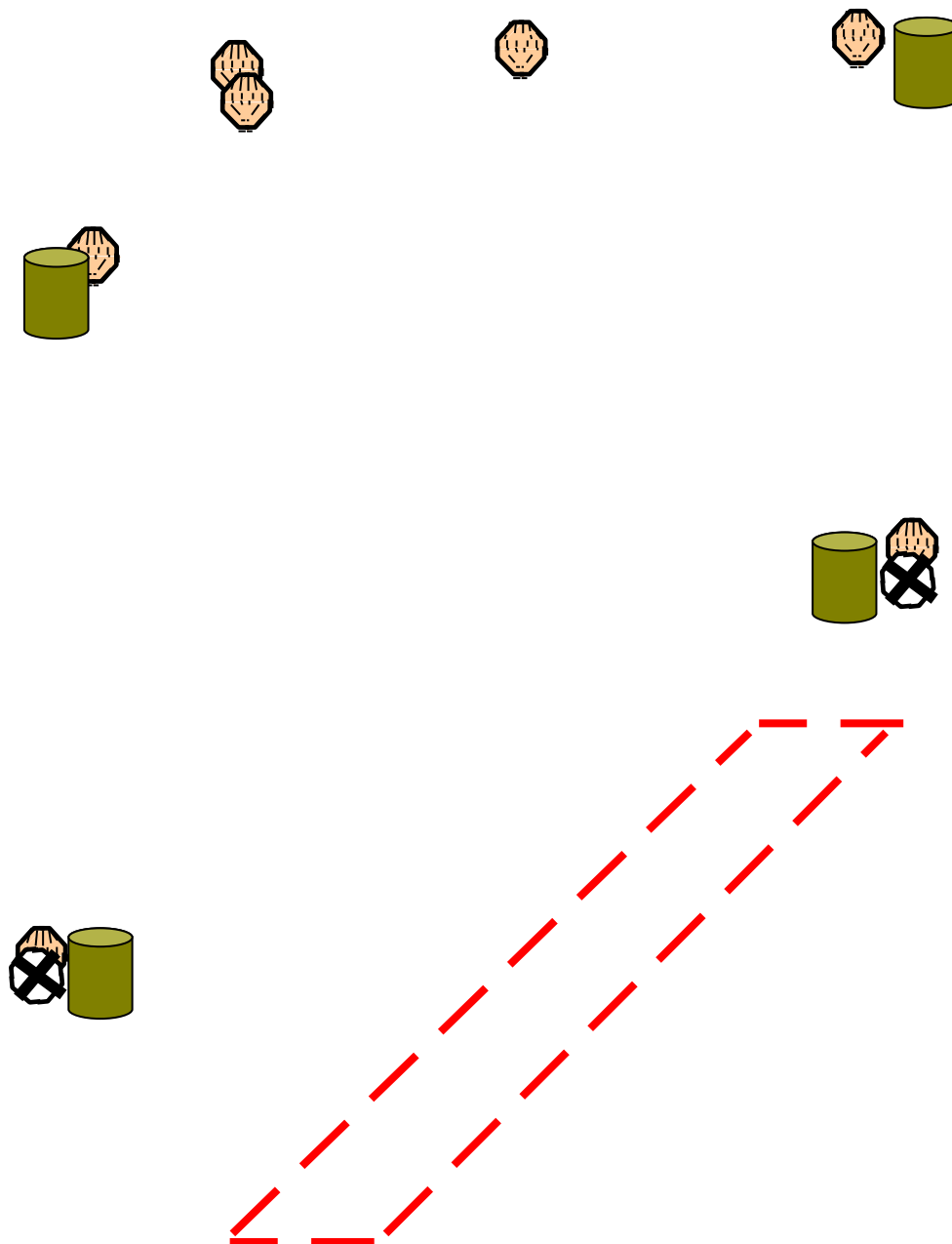
MAX POINTS: 60.

START POSITION: Standing **at A or B**, facing down range.

TIME START: Audible signal.

PROCEDURE: After start signal engage all targets with at least one shot at each target from position A, make mandatory magazine change before shooting at least one shot at each target from position B.

STAGE 8



STAGE: 8

COURSE: **Medium Course.**

TARGETS: IPSC Mini Targets 7, No-Shoots 2.

ROUNDS TO BE SCORED: 14.

MAXIMUM POINTS: 70.

START POSITION: Standing anywhere in the designated area.

TIME START: Audible signal.

PROCEDURE: After start signal engage all targets.

Total:

114 rounds

Medium courses – 6

Short Course - 2

The **firearm in the ready condition**, held in both hands, stock touching the competitor **side** at hip level, barrel parallel to the ground, trigger guard downwards, muzzle pointing downrange with the fingers outside the trigger guard. This applies to all firearm ready conditions, unless otherwise specified in the written stage briefing.

The firearm **action (bolt) must be closed** in all firearm ready conditions.

Carry and Storage – Except when within the boundaries of a Safety Area, or when under the supervision and direct command of a Range Officer, long guns must be unloaded and held, shouldered or slung (or placed in a rack), with the muzzle pointed skywards. Long guns placed in a slip or case are not required to be pointed skywards.

The action may be open or closed, but a **chamber safety flag must be fitted** at all times when the firearm is not in use. Detachable magazines must be removed.

Rifle must be carried (transported) safely in the bag (gun case) or muzzle up with safety flag inserted.

On start position rifle bolt must be closed at all times.

(Ginklas iš pratimo pernešamas vamzdžiu į viršų su saugumo vėliavėle, arba dėkle (dėžėje).

Starto padėtyje ginklo spyna yra visuomet **UŽDARYTA**