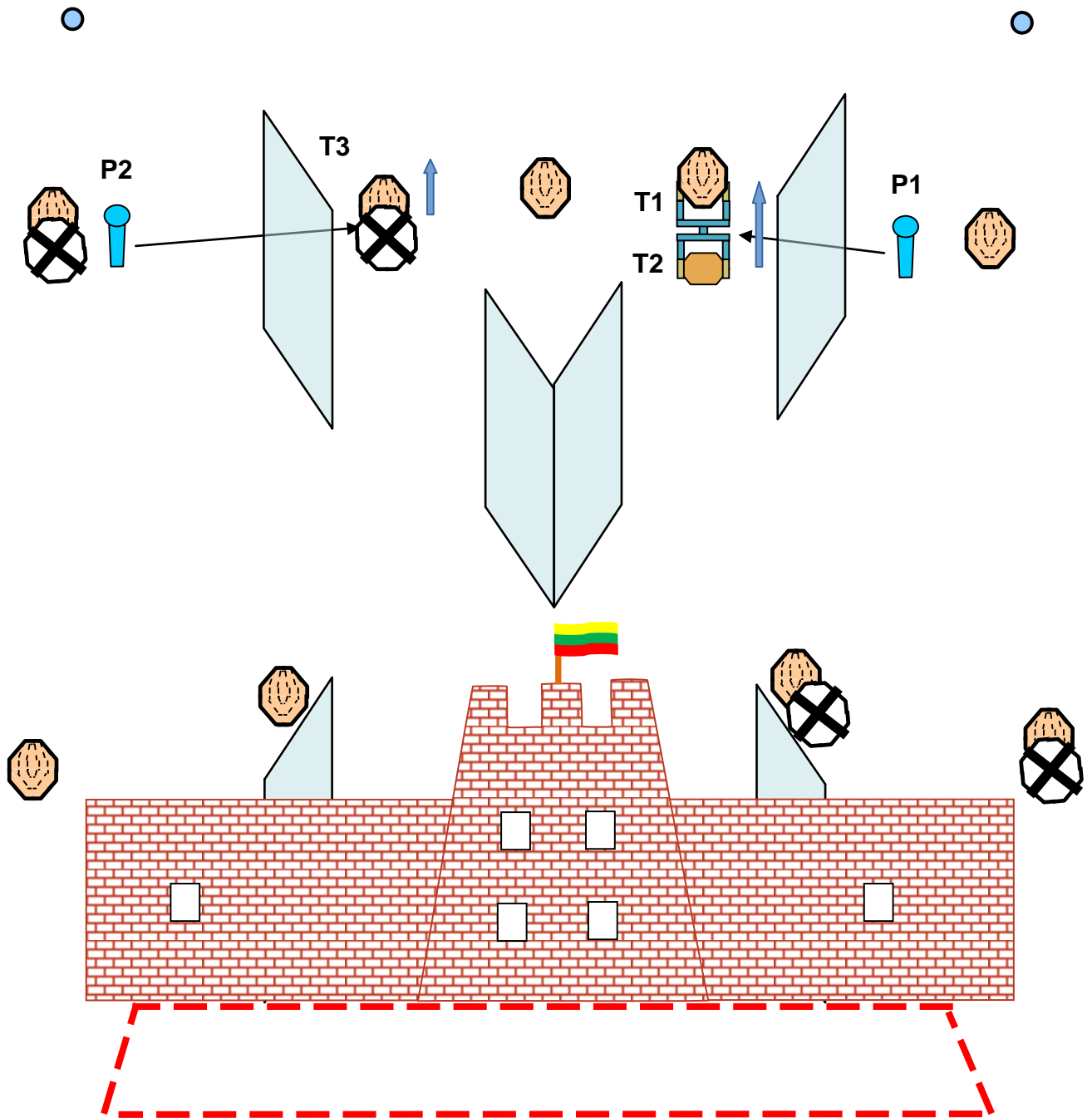


VILNIUS OPEN 2018

STAGE 1



VILNIUS OPEN 2018

STAGE: 1

COURSE: **Medium Course.**

TARGETS: IPSC Targets 10, IPSC Poppers 2, IPSC Plates 2, No-Shoots 4.

ROUNDS TO BE SCORED: 24.

MAXIMUM POINTS: 120.

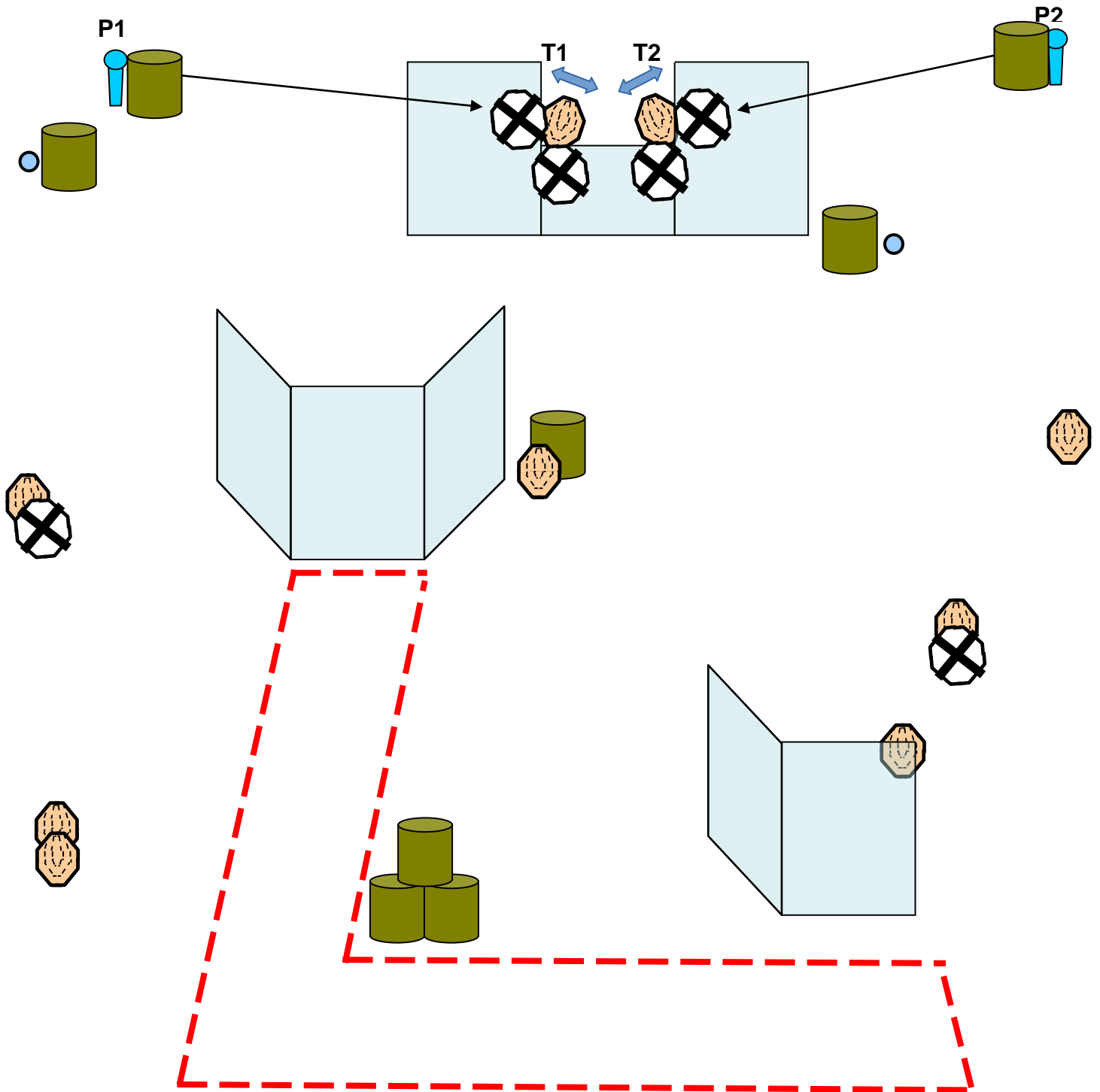
START POSITION: Standing anywhere in the designated area.

TIME START: Audible signal.

PROCEDURE: After start signal engage all targets.

SPECIAL EQUIPMENT: Popper P1 activates flipping targets T1, T2, popper P2 activates Up-Down moving target T3.

STAGE 2



VILNIUS OPEN 2018

STAGE: 2

COURSE: **Medium Course.**

TARGETS: IPSC Targets 9, IPSC Poppers 2, IPSC Plates 2, No-Shoots 6.

ROUNDS TO BE SCORED: 22.

MAXIMUM POINTS: 110.

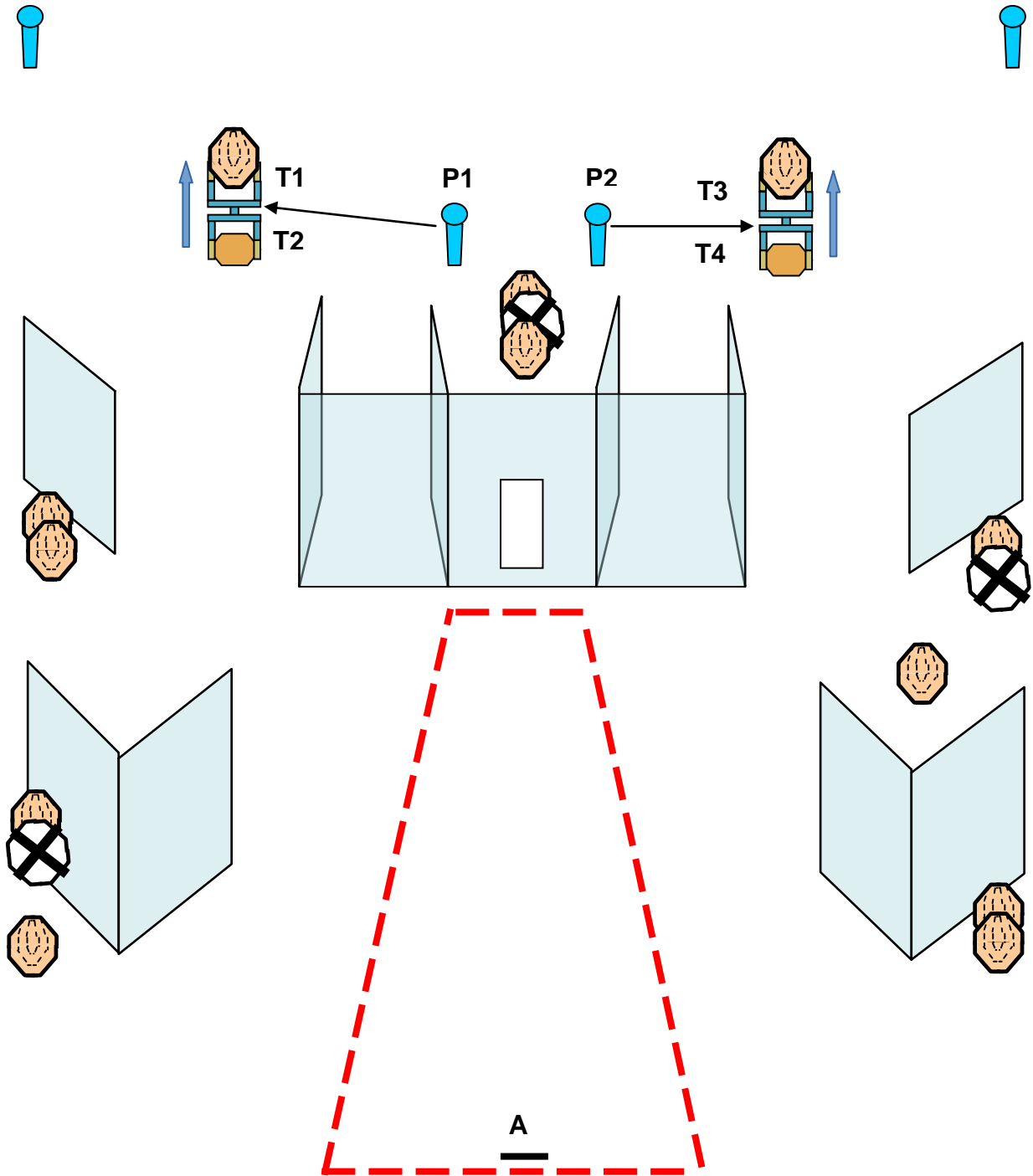
START POSITION: Standing anywhere in the designated area, facing downrange.

TIME START: Audible signal.

PROCEDURE: After start signal engage all targets.

SPECIAL EQUIPMENT: Popper P1 activates Swinger T1, popper P2 activates Swinger T2, and both swingers remain visible at rest.

STAGE 3



VILNIUS OPEN 2018

STAGE: 3

COURSE: Long Course.

TARGETS: IPSC Targets 14, IPSC Poppers 4, No-Shoots 3.

ROUNDS TO BE SCORED: 32.

MAXIMUM POINTS: 160.

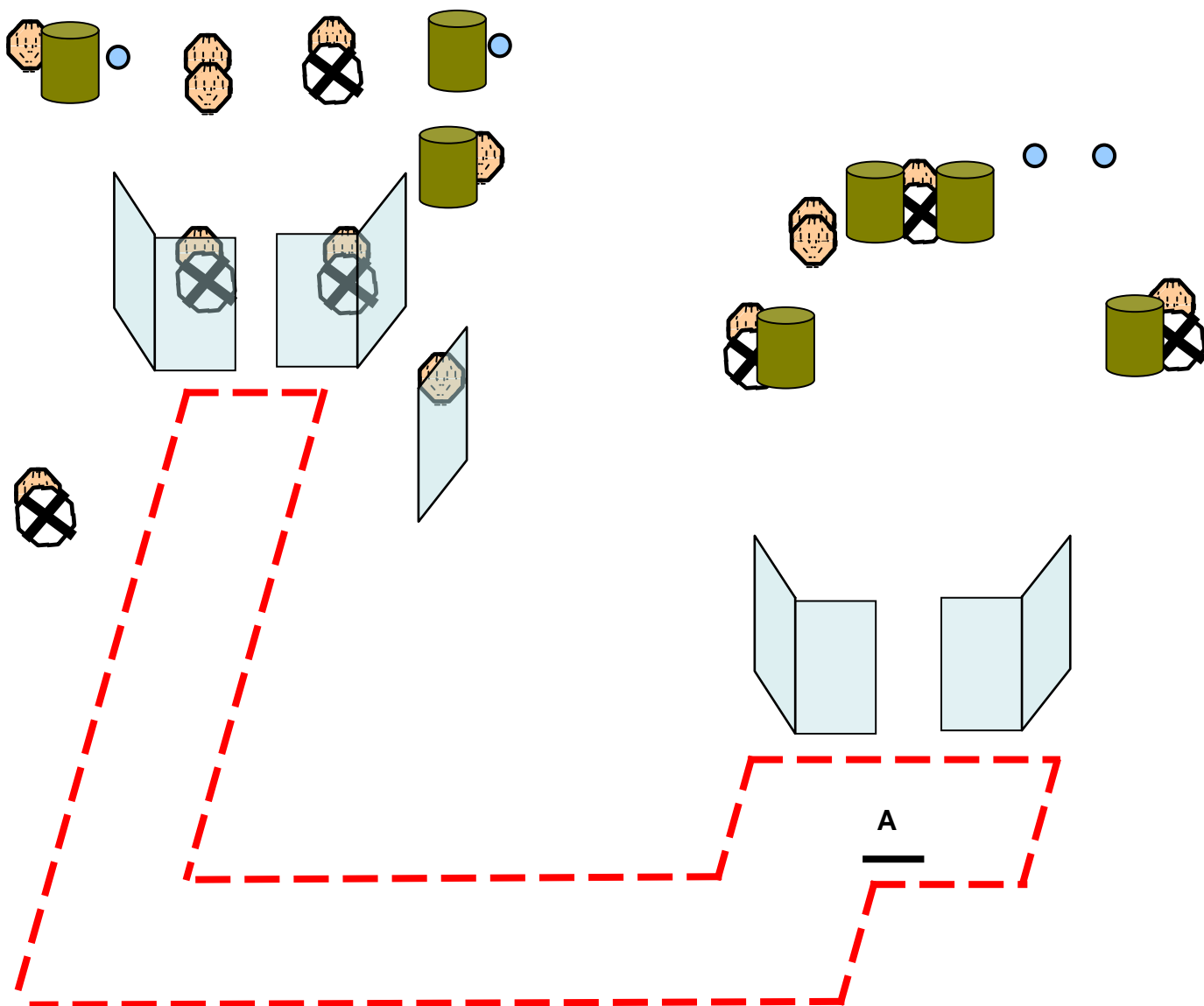
START POSITION: Standing at A.

TIME START: Audible signal.

PROCEDURE: After start signal engage all targets.

SPECIAL EQUIPMENT: Popper P1 activates flipping targets T1-T2, popper P2 activates flipping targets T3-T4.

STAGE 4



VILNIUS OPEN 2018

STAGE: 4

COURSE: Long course.

TARGETS: IPSC Targets 14, IPSC Plates 4, No-Shoots 6.

ROUNDS TO BE SCORED: 32.

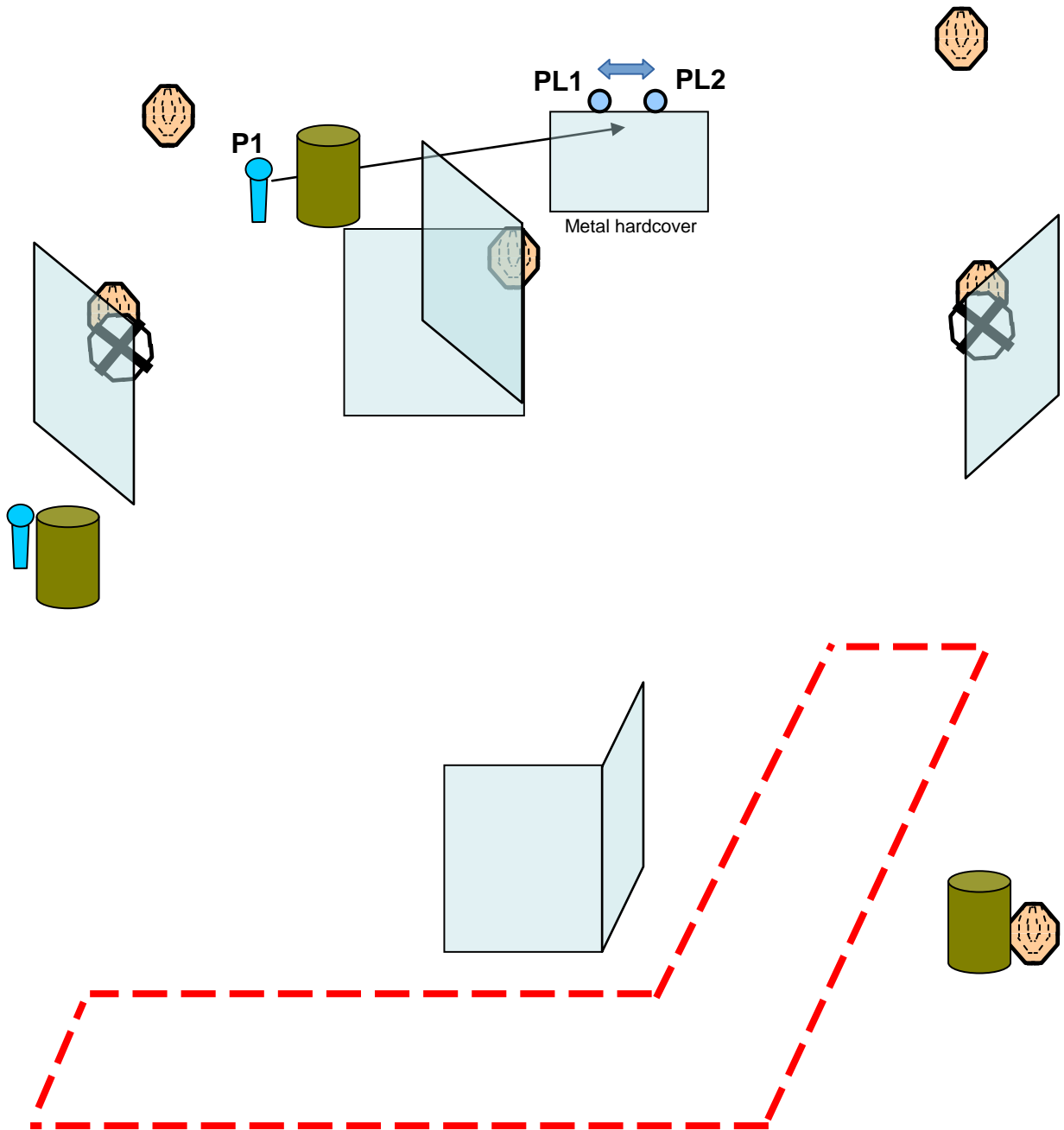
MAXIMUM POINTS: 160.

START POSITION: Standing at A.

TIME START: Audible signal.

PROCEDURE: After start signal engage all targets.

STAGE 5



VILNIUS OPEN 2018

STAGE: 5

COURSE: **Medium Course.**

TARGETS: IPSC Targets 6, IPSC Poppers 2, IPSC Plates 2, No-Shoots 2.

ROUNDS TO BE SCORED: 16.

MAXIMUM POINTS: 80.

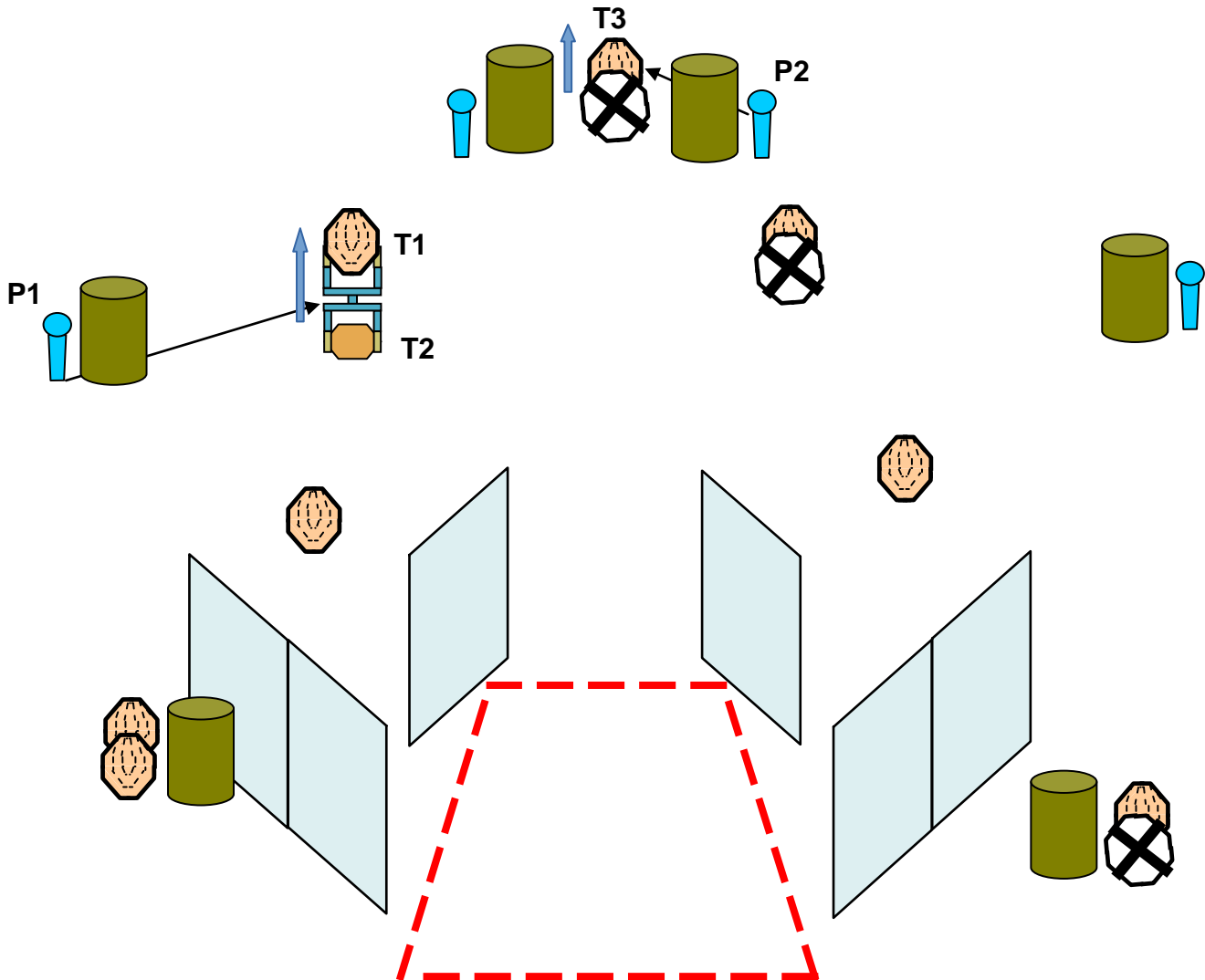
START POSITION: Standing anywhere in the designated area, facing downrange.

TIME START: Audible signal.

PROCEDURE: After start signal engage all targets.

SPECIAL EQUIPMENT: Popper P1 activates Swinging plates PL1-PL2 which remains visible at rest.

STAGE 6



VILNIUS OPEN 2018

STAGE: 6

COURSE: **Medium Course.**

TARGETS: IPSC Targets 9, IPSC Poppers 4, No-Shoots 3.

ROUNDS TO BE SCORED: 22.

MAXIMUM POINTS: 110.

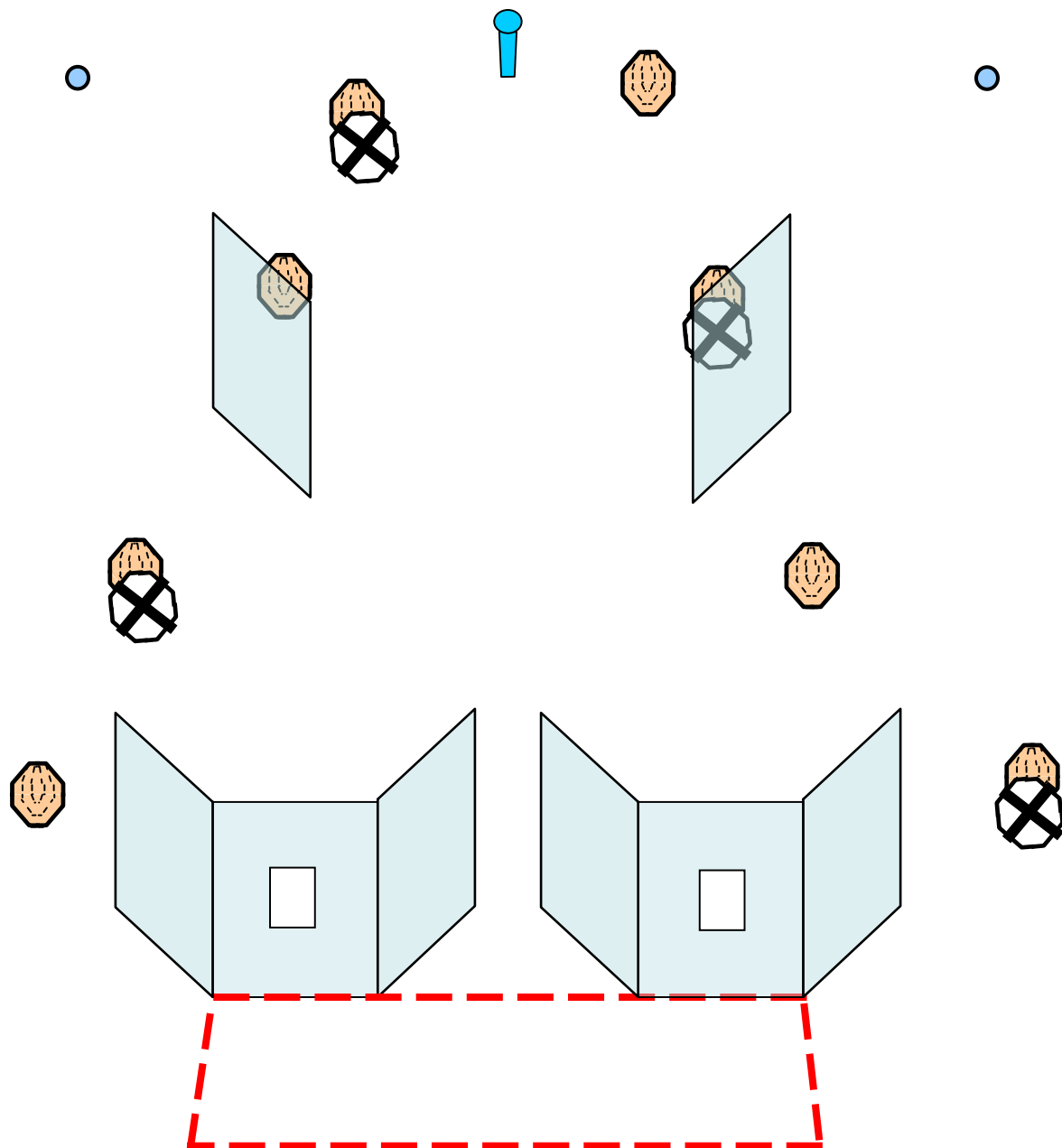
START POSITION: Standing anywhere in the designated area, facing downrange.

TIME START: Audible signal.

PROCEDURE: After start signal engage all targets.

SPECIAL EQUIPMENT: Popper P1 activates flipping targets T1-T2, popper P2 activates Up-Down moving target T3.

STAGE 7



VILNIUS OPEN 2018

STAGE: 7

COURSE: **Medium Course.**

TARGETS: IPSC Targets 8, IPSC Poppers 1, IPSC Plates 2, No-Shoots 4.

ROUNDS TO BE SCORED: 19.

MAXIMUM POINTS: 95.

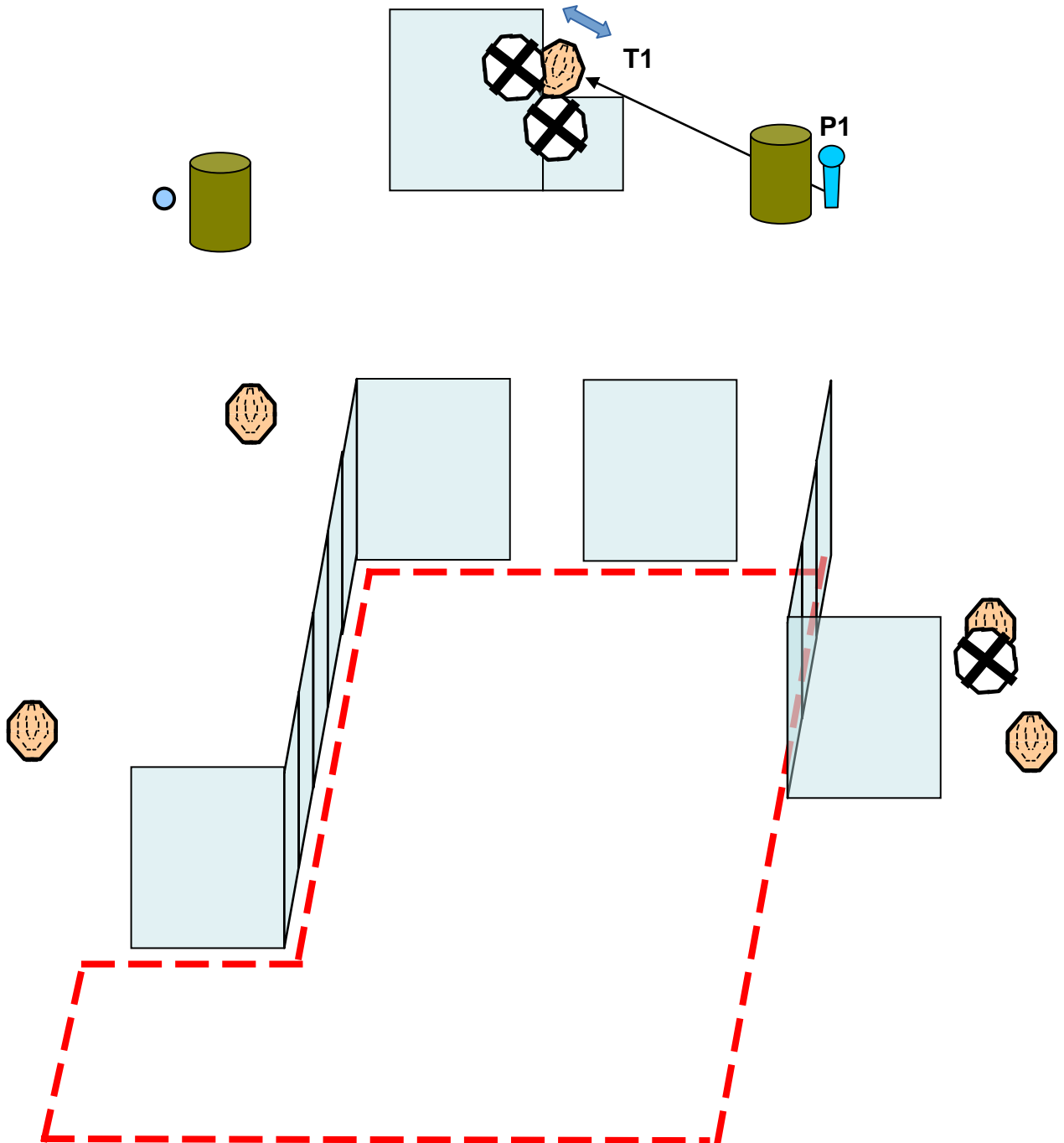
START POSITION: Standing anywhere in the designated area, facing downrange.

GUN CONDITION: Chamber empty, magazine inserted and holstered.

TIME START: Audible signal.

PROCEDURE: After start signal engage all targets.

STAGE 8



VILNIUS OPEN 2018

STAGE: 8

COURSE: **Short course.**

TARGETS: IPSC Targets 5, IPSC Popper 1, IPSC Plate 1, No-Shoots 3.

ROUNDS TO BE SCORED: 12.

MAXIMUM POINTS: 60.

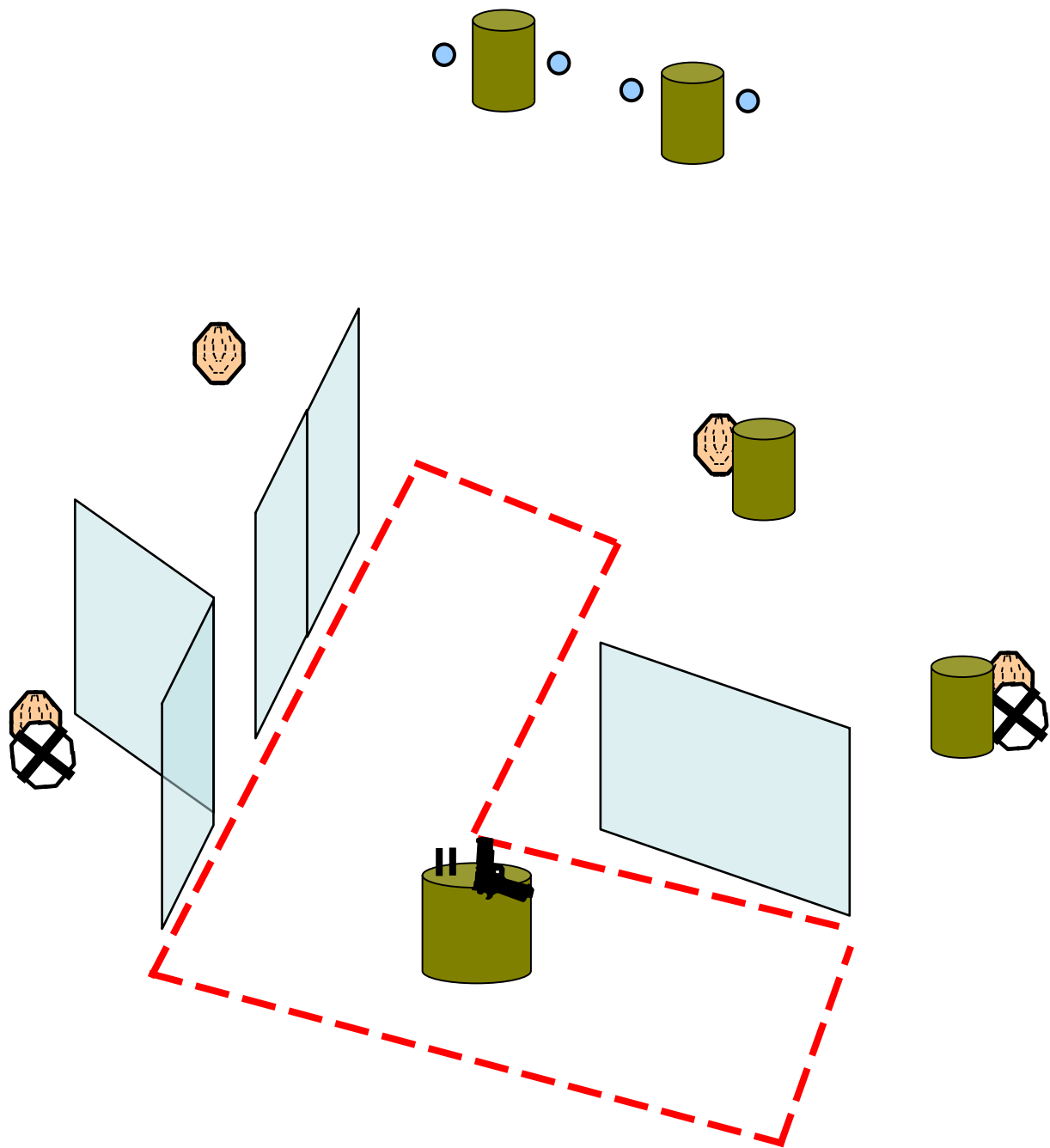
START POSITION: Standing anywhere in the designated area.

TIME START: Audible signal.

PROCEDURE: After start signal engage all targets using **strong hand only.**

SPECIAL EQUIPMENT: Popper P1 activates Swinger T1 which remains visible at rest.

STAGE 9



VILNIUS OPEN 2018

STAGE: 9

COURSE: **Short course.**

TARGETS: IPSC Targets 4, IPSC Plates 4, No-Shoots 2.

ROUNDS TO BE SCORED: 12.

MAXIMUM POINTS: 60.

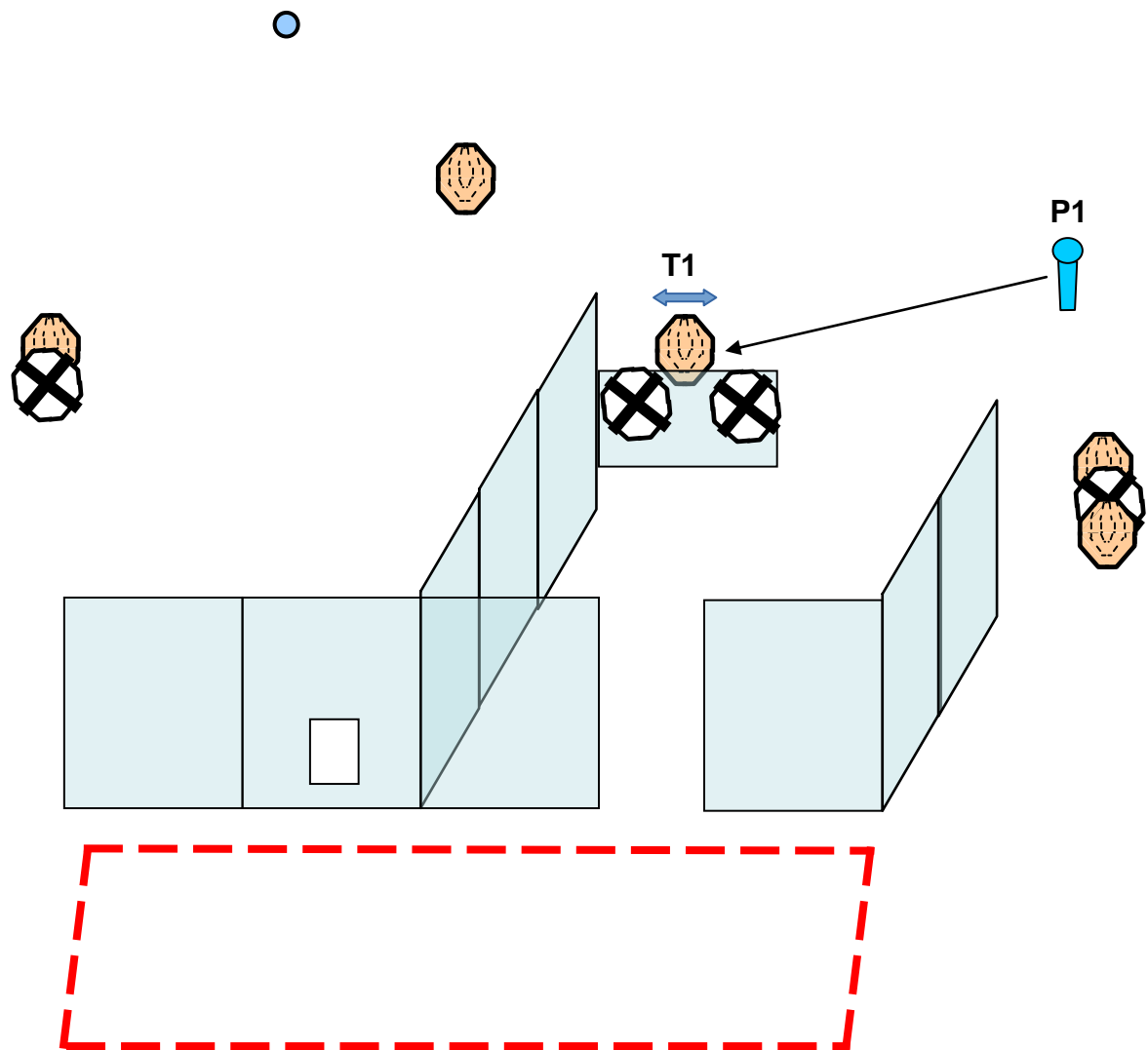
START POSITION: Standing anywhere in the designated area, facing downrange.

GUN CONDITION: Gun loaded, lying on the table. All usable magazines are on the table.

TIME START: Audible signal.

PROCEDURE: After start signal engage all targets **using weak hand only.**

STAGE 10



VILNIUS OPEN 2018

STAGE: 10

COURSE: **Short course.**

TARGETS: IPSC Targets 5, IPSC Popper 1, IPSC Plate 1, No-Shoots 4.

ROUNDS TO BE SCORED: 12.

MAXIMUM POINTS: 60.


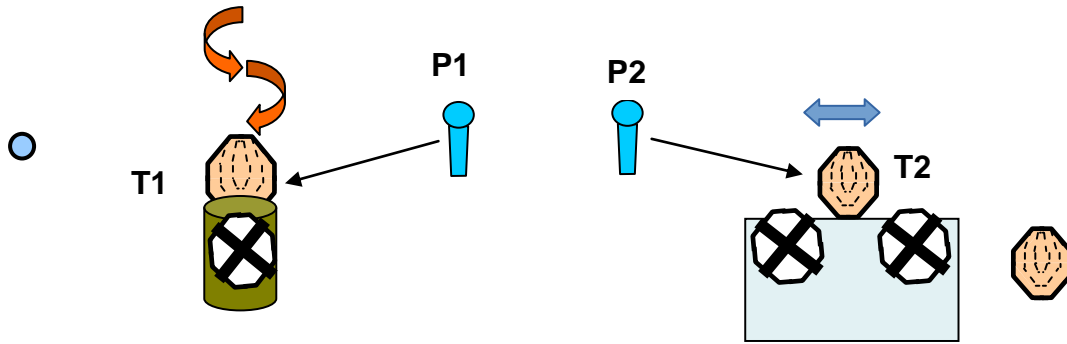
START POSITION: Standing anywhere in the designated area.

TIME START: Audible signal.

PROCEDURE: After start signal engage targets.

SPECIAL EQUIPMENT: Popper P1 activates Swinger T1 which remains visible at rest.

STAGE 11



VILNIUS OPEN 2018

STAGE: 11

COURSE: **Short course.**

TARGETS: IPSC Targets 3, IPSC Poppers 2, IPSC Plates 1, No-Shoots 3.

ROUNDS TO BE SCORED: 9.

MAXIMUM POINTS: 45.

START POSITION: Standing anywhere in the designated area.

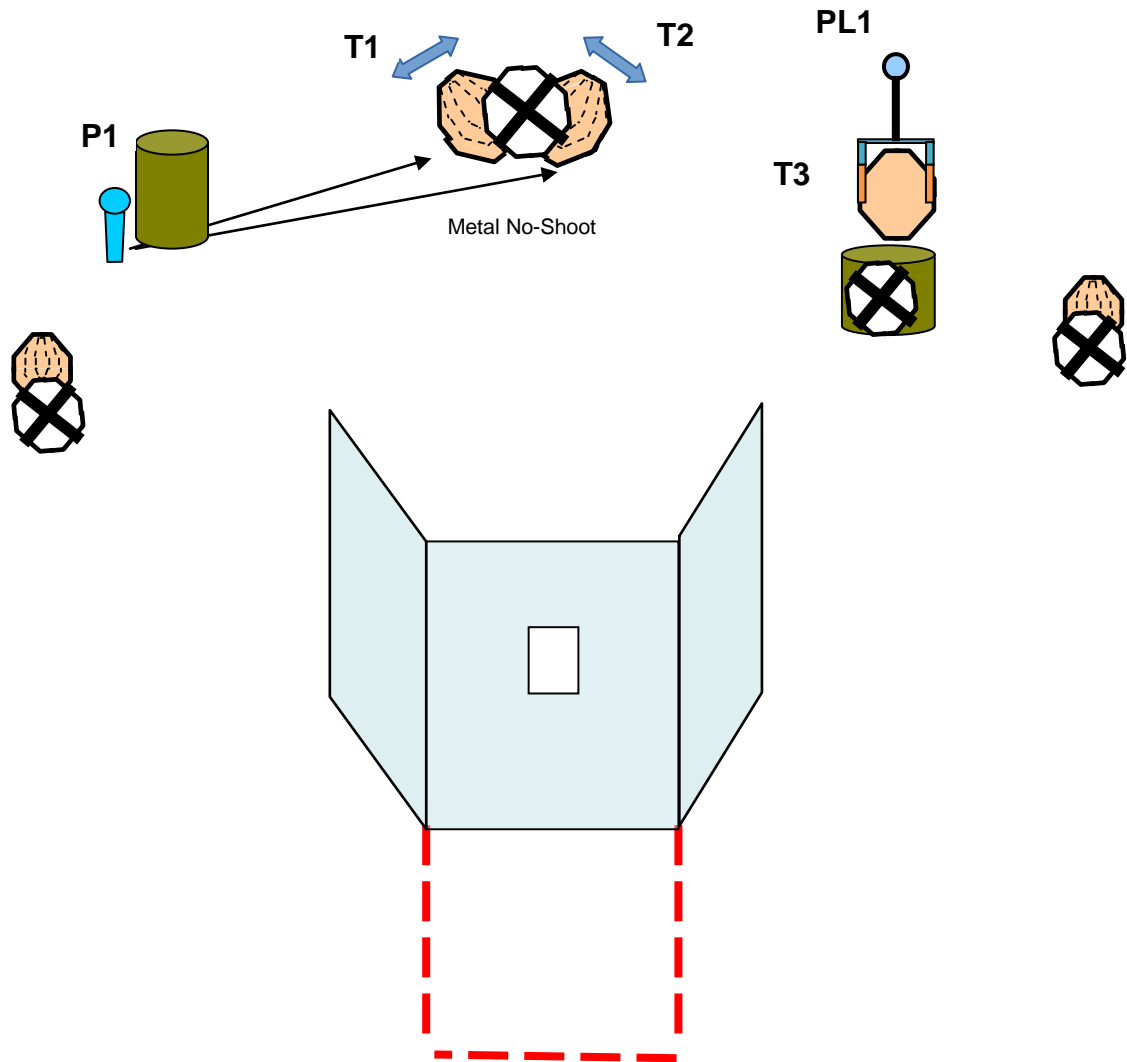
GUN CONDITION: Chamber empty, magazine inserted and holstered.

TIME START: Audible signal.

PROCEDURE: After start signal engage all targets.

SPECIAL EQUIPMENT: Popper P1 activates Drop-Turner target T1, popper P2 activates Swinger T2. Both targets remain visible at rest.

STAGE 12



VILNIUS OPEN 2018

STAGE: 12

COURSE: **Short course.**

TARGETS: IPSC Target 5, IPSC Popper 1, IPSC Plate 1, No-Shoots 4.

ROUNDS TO BE SCORED: 12.

MAXIMUM POINTS: 60.

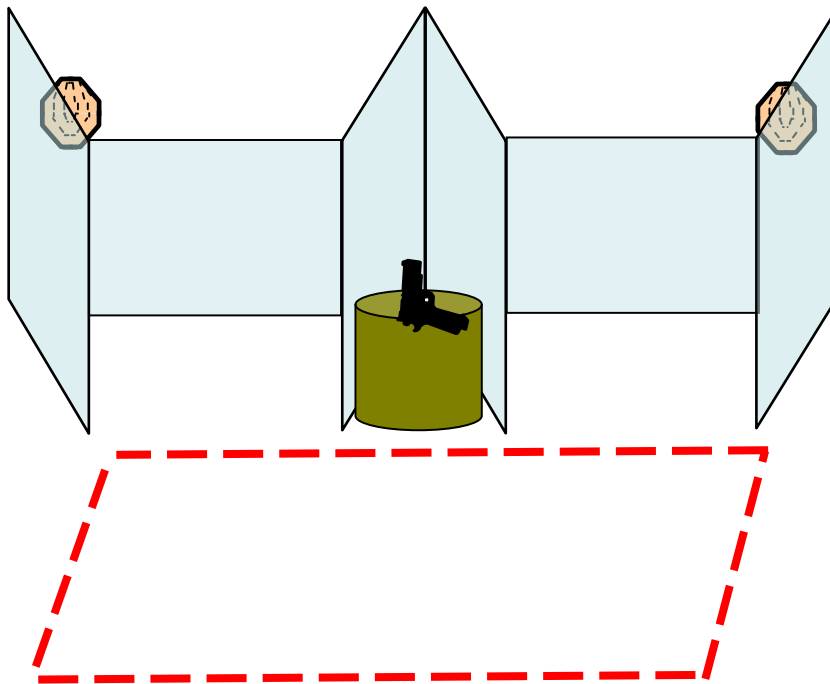
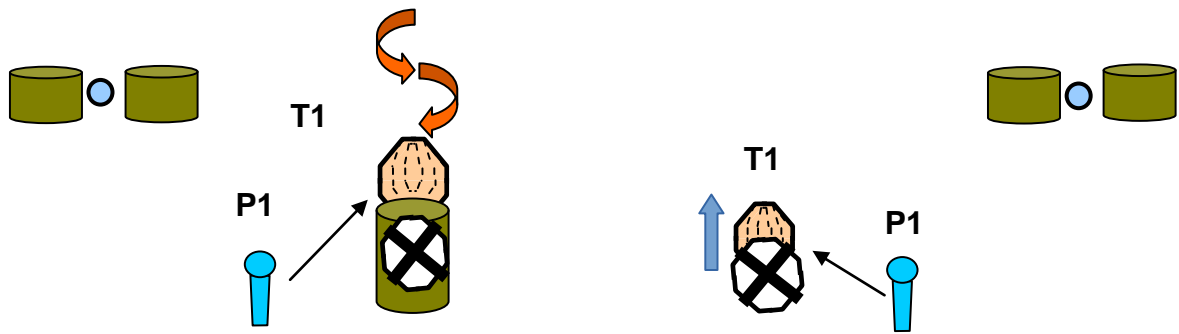
START POSITION: Standing anywhere in the designated area.

TIME START: Audible signal.

PROCEDURE: After start signal engage all targets.

SPECIAL EQUIPMENT: Popper P1 activates Swinger T1-T2 which remains visible at rest. Plate PL1 activates Flip-up target T3.

STAGE 13



VILNIUS OPEN 2018

STAGE: 13

COURSE: Short course.

TARGETS: IPSC Targets 4, IPSC Poppers 2, IPSC Plates 2, No-Shoots 2.

ROUNDS TO BE SCORED: 12.

MAXIMUM POINTS: 60.

START POSITION: Standing anywhere in the designated area.

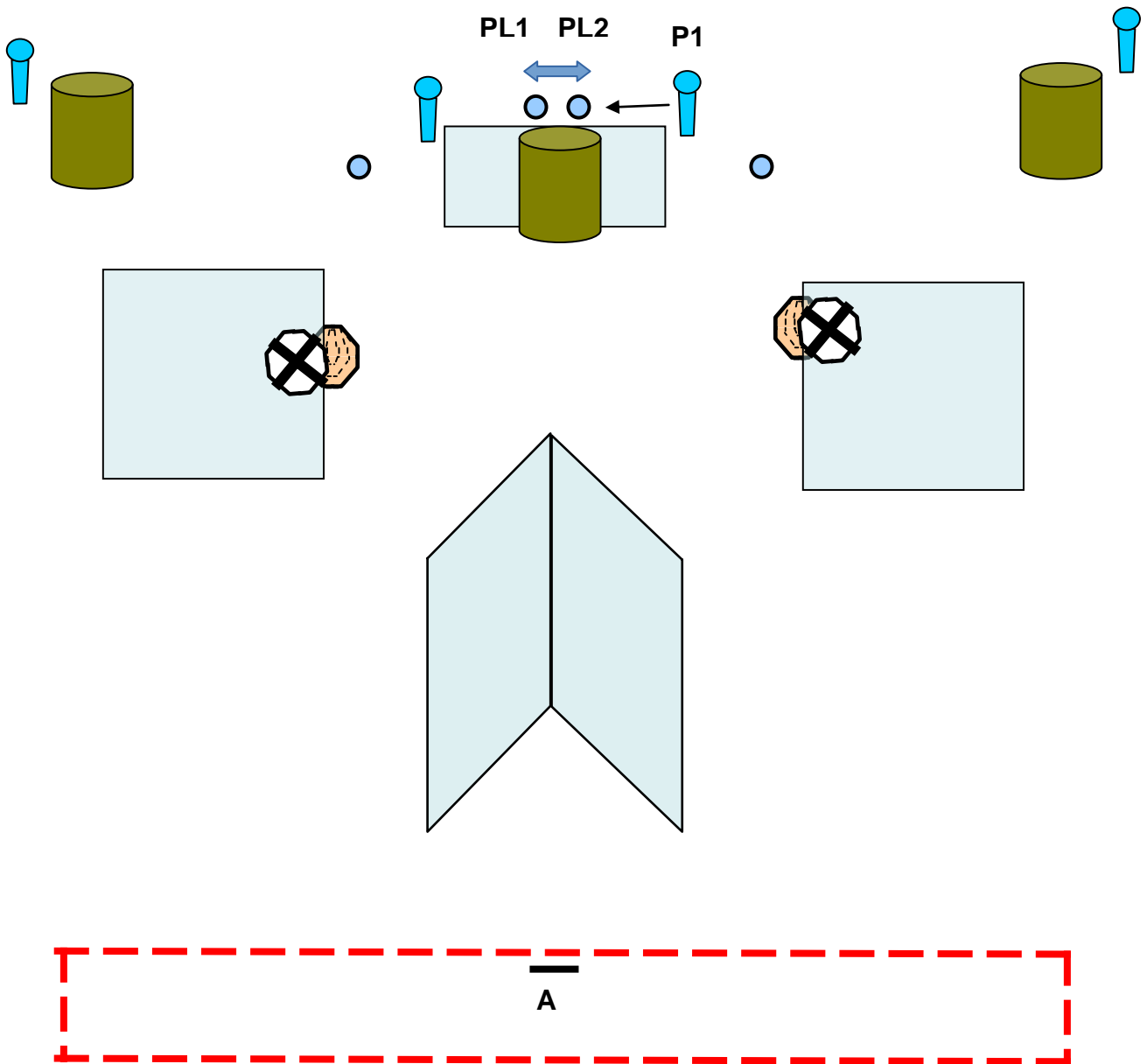
GUN CONDITION: Gun loaded is lying on the table.

TIME START: Audible signal.

PROCEDURE: After start signal engage all targets.

SPECIAL EQUIPMENT: Popper P1 activates Drop-Turner target T1, popper P2 activates Up-Down moving target T2.

STAGE 14



VILNIUS OPEN 2018

STAGE: 14

COURSE: Short course.

TARGETS: IPSC Targets 2, IPSC Poppers 4, IPSC Plates 4, No-Shoots 2.

ROUNDS TO BE SCORED: 12.

MAXIMUM POINTS: 60.

START POSITION: Standing at **A**.

GUN CONDITION: Chamber empty, magazine inserted and holstered.

TIME START: Audible signal.

PROCEDURE: After start signal engage all targets.

SPECIAL EQUIPMENT: Popper P1 activates Swinging plates PL1-PL2 which remains visible at rest.

Totals:

248 rounds

98 IPSC Targets

30 IPSC Poppers

22 IPSC Plates

48 No-Shoots

1240 Points

2 Long Courses

5 Medium Courses

7 Short Courses